



Technology park Latgale

summary indicators

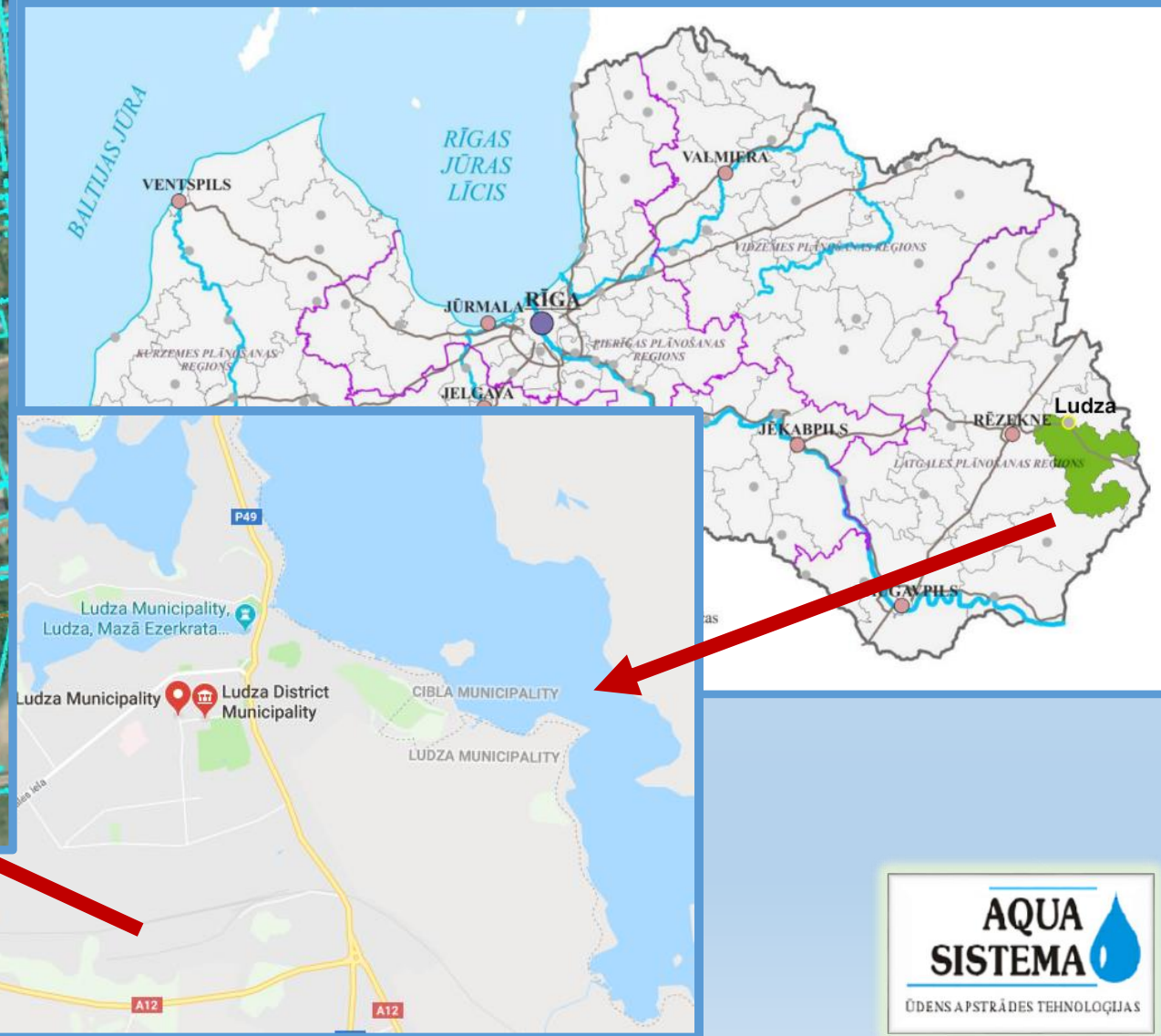


Riga 2019





Technology park Latgale



Location





Technology park Latgale



Preliminary General plan:

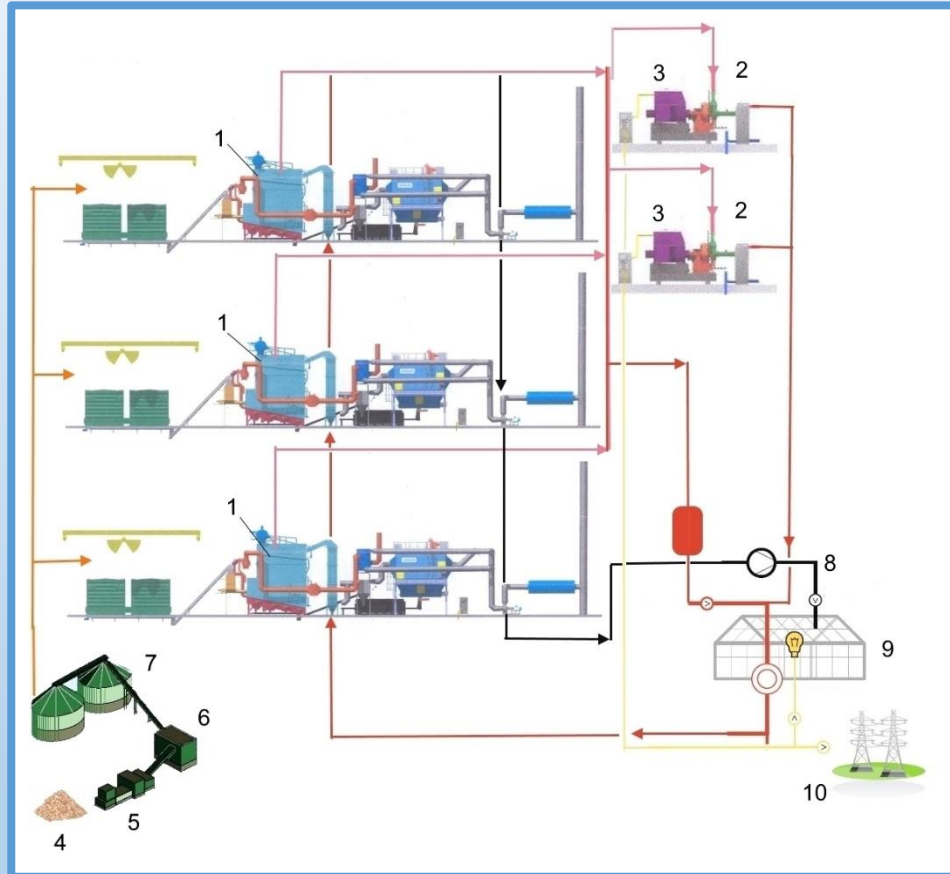
1. Energy complex
2. Greenhouse complex
3. CLT Product Plant
4. Flax Processing Plant
5. Fruit and berry processing Factory
6. Car tire recycling Plant
7. Wood chip storage
8. Administrative building
9. Residential building for staff
10. Hotel
11. Storage
12. Food Zone, Sports, Leisure and Trade Center





Technology park Latgale

1 Stage



+ Energy complex
+ Greenhouse complex
Capital investment
150 000 000 EUR



30 Mwe1 + 150 MWth
Fuel – wood chips

355 200 m²
Tomato production





Technology park Latgale

1 Stage



Project 1 Stage Main Indicators

Indicator	Volume
Tomato production, tons per year	18 000
Thermal energy production per year, th. MWh	280
Electricity production per year, mln. KWh	145
Capital investments, thousand EUR	150 000
Estimated project duration, years	20
Project annual income, thousand EUR	65 000
Payback period from beginning of operation, years	7



Costs of greenhouse complex production start-up, cost of fuel for first year of operation for energy complex and staff salary are included in capital investment of greenhouse complex and energy center.



Technology park Latgale

2 Stage

CLT Product Plant




House with attic total area 84m²



Estimated selling price - 49 900 Euro

Indicator	Volume
Amount of processed wood, cubic meters per year	5 000
Capital investments, thousand EUR	22 000
Estimated project duration, years	20
Project annual income, thousand EUR	18 000
Payback period from beginning of operation, years	5






Technology park Latgale

2 Stage



Flax Processing Plant

Indicator	Volume
Amount of flax processed, tons per year	10 000
Capital investments, thousand EUR	14 000
Estimated project duration, years	20
Project annual income, thousand EUR	6 000
Payback period from beginning of operation, years	7





Technology park Latgale

2 Stage



Fruit and berry processing Factory

Indicator	Volume
Amount of processed fruits and berries, tons per year	100 000
Capital investments, thousand EUR	32 000
Estimated project duration, years	20
Project annual income, thousand EUR	12 000
Payback period from beginning of operation, years	7





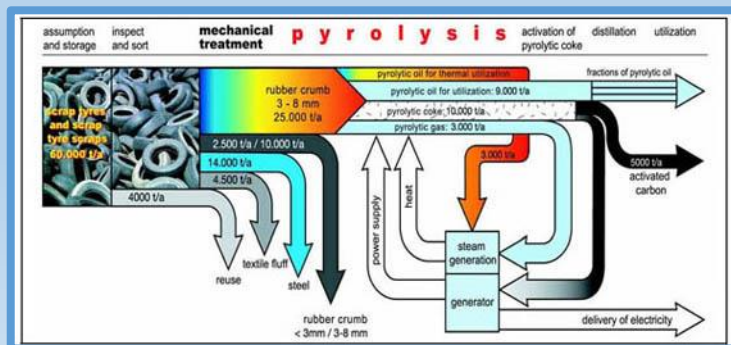
Technology park Latgale

3 Stage

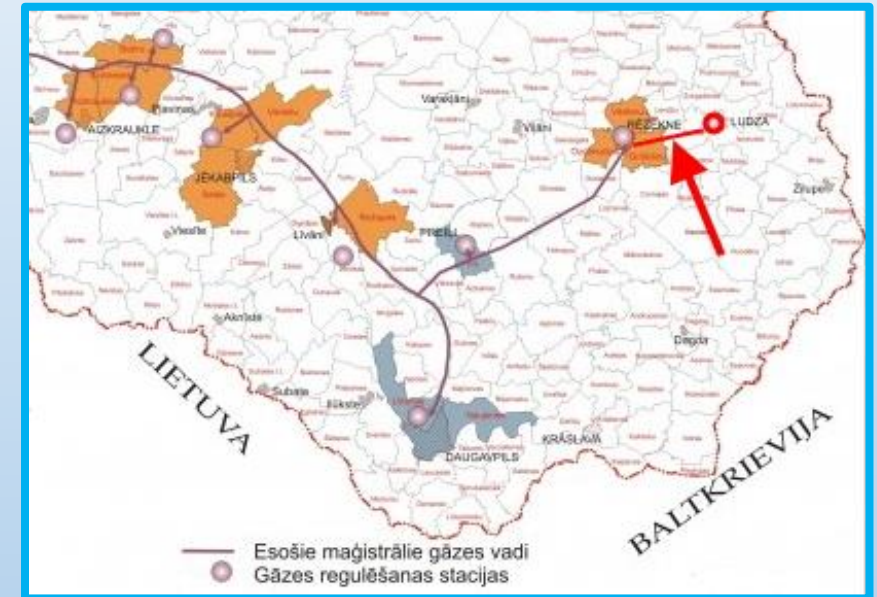


Car tire recycling Plant

Indicator	Volume
Amount of processed tires per year	1 МЛН.
Capital investments, thousand EUR	3 000
Estimated project duration, years	20
Project annual income, thousand EUR	1 000
Payback period from beginning of operation, years	5



Gasification of Ludza city



Laying 30 km. of gas pipeline Dn250
Capital investment - 3 million EUR





Technology park Latgale



Investment Summary Table

No	Name of production facility	Capital investment, thousand EUR	Initial starting year	Putting into operation
1.	Energy complex including a wood chip CHP with electric capacity of 30 MW and thermal capacity of 150 MW, wood chips storage and preparation units, access roads, communications, etc.	68 000	2020	2022
2.	Greenhouse complex with useful production area of 36 hectares including sorting, storage and administrative premises.	82 000	2020	2022 2023
3.	CLT Product Plant	22 000	2020	2022
4.	Flax Processing Plant	14 000	2020	2023
5.	Fruit and berry processing Factory	32 000	2020	2022
6.	Car tire recycling Plant	3 000	2021	2023
7.	Rezekne – Ludza gas pipeline	3 000	2021	2025
TOTAL		224 000 000 EUR		

More precise estimates and economics calculations are developed at the design stage.

